



---

# Η Υπηρεσία ULookup

ΑΝΑΖΗΤΗΣΗ ΙΔΙΟΤΗΤΩΝ, ΈΛΕΓΧΟΣ ΔΙΑΘΕΣΙΜΟΤΗΤΑΣ & ΠΡΟΤΑΣΗ  
ΥΠΟΨΗΦΙΩΝ USERNAMÉS

GUnet Identity Management

## Τί είναι;

Web Interface για:

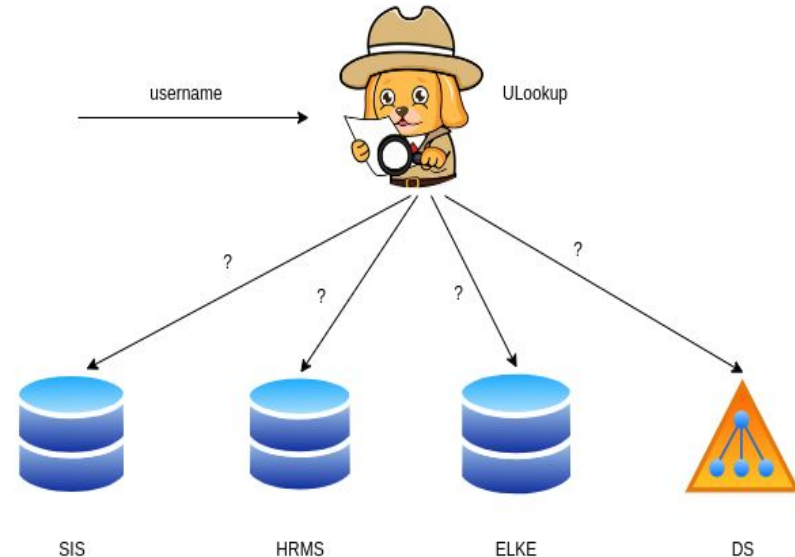
- την Αναζήτηση Ρόλων - Finder
- την Πρόταση Υποψηφίων usernames - Proposer
- τον Έλεγχο Διαθεσιμότητας και Εγκυρότητας usernames - Validator

## Διατύπωση Προβλήματος


- Κατανεμημένα Π.Σ. που αποδίδουν usernames **χωρίς μεταξύ τους επικοινωνία**.
- Μοναδικότητα username όταν η παραγωγή του **δεν είναι αυτοματοποιημένη**.
- Απαίτηση **προ-δέσμευσης username** πριν την δημιουργία/ενεργοποίηση του Λογαριασμού.
- Επαναχρησιμοποίηση usernames ανενεργών Λογαριασμών μετά από ένα διάστημα από τη διαγραφή τους
- Απαίτηση παραγωγής και ελέγχου εγκυρότητας usernames με βάση κανόνων που ορίζει το Ίδρυμα

## Identity Management Υπηρεσία και ULookup

- Εύρεση ενεργών και ανενεργών ρόλων ενός προσώπου.
- Πρόταση username(s) κατόπιν ελέγχου μοναδικότητας.
- Έλεγχος ύπαρξης username στην IdM Υποδομή
  - Έλεγχος αν το username ανήκει ήδη σε ένα πρόσωπο με βάση τα μοναδικά αναγνωριστικά ενός προσώπου (ssn και tin).




## Landing Page



The screenshot shows the landing page of the ULookup service. At the top center is the ULookup logo, which features a cartoon character wearing a hat and holding a magnifying glass. Below the logo are three tabs: 'Finder' (highlighted in orange), 'Proposer', and 'Validator'. Under the 'Finder' tab, there is a 'Find by:' section with two radio buttons: 'SSN' (checked) and 'TIN'. Below this is a text input field containing 'SSN'. A small instruction reads 'Enter Social Security Number and select the country code.' At the bottom of the search area are two buttons: 'Clear' and 'Search'.

# Finder



Finder | Proposer | Validator

Find by:  SSN  TIN

|

Enter Social Security Number and select the country code. Enter Tax Identification Number and select the country code.

Clear Search


### Results

The user has identities

identities

Registration Id	System Id	Login Name	User Status	View Type	User Status Date	Activation Status
76607235	76607235	gunetdemo	active	sis	17-09-2020	activated
76607236	76607236	gunetdemo.p	active	sis	17-09-2020	activated
ΔΠ-128	99999	gunetdemo	active	hrms	01-01-1990	activated
ΔΠ-129	99998	demofinance	active	hrms	01-01-1989	pending
0000002	0000001	gunetdemo	active	elke	01-01-2022	activated
0000003	0000003	gunetdemo	inactive	elke	01-01-2018	inactive

## Proposer: Σενάριο 1



The screenshot shows the ULookup Proposer interface. At the top, there is a navigation bar with three tabs: "Finder", "Proposer" (which is active), and "Validator". Below the navigation bar, the "Propose by:" section has three radio buttons: "SSN" (selected), "TIN", and "Name". The "SSN" field contains the value "12312312312" and the "Country" dropdown menu is set to "GR". Below these fields, there is a checkbox for "Propose Multiple Login Names" which is unchecked. At the bottom of the form, there are "Clear" and "Search" buttons. The "Results" section displays the message "The user already has an account". Under "Proposed Login Names", there is one entry: "dokimastikosc". Under "Registered Login Names", there are two entries: "gunetdemo" and "gunetdemo.p".

**ULookup**

Finder Proposer Validator

Propose by:  SSN  TIN  Name

12312312312 GR

Enter Social Security Number and select the country code.

Propose Multiple Login Names:

Clear Search

**Results**

The user already has an account

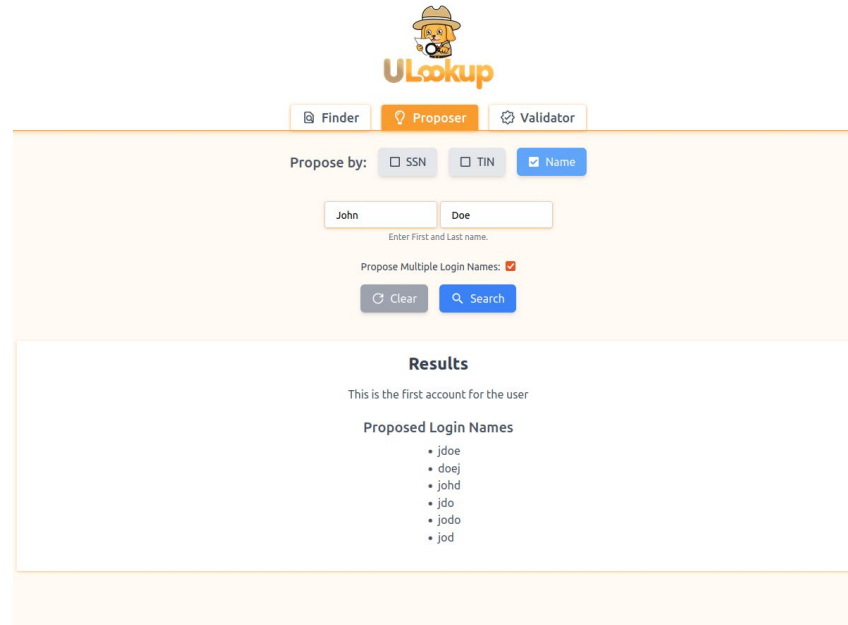
**Proposed Login Names**

- dokimastikosc

**Registered Login Names**

- gunetdemo
- gunetdemo.p

## Proposer: Σενάριο 2



The screenshot shows the ULookup Proposer interface. At the top, there is a logo of a cartoon character wearing a hat and holding a magnifying glass, with the text "ULookup" below it. Below the logo are three tabs: "Finder", "Proposer" (which is active), and "Validator". Under the "Proposer" tab, there is a "Propose by:" section with three radio buttons: "SSN", "TIN", and "Name". The "Name" radio button is selected. Below this are two input fields: the first contains "John" and the second contains "Doe". Below the input fields is the text "Enter First and Last name." Below that is a checkbox labeled "Propose Multiple Login Names:" which is checked. At the bottom of the form are two buttons: "Clear" and "Search". Below the form is a "Results" section. It contains the text "This is the first account for the user" and a heading "Proposed Login Names" followed by a list of login names: "jdoe", "doej", "johd", "jdo", "jodo", and "jod".

ULookup

Finder Proposer Validator

Propose by:  SSN  TIN  Name

John Doe

Enter First and Last name.

Propose Multiple Login Names:

Clear Search

**Results**

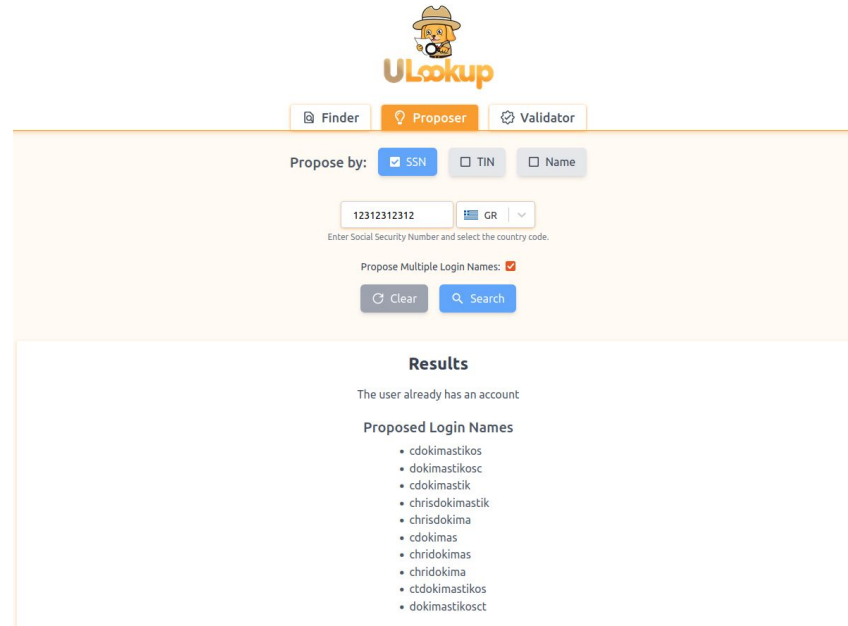
This is the first account for the user

**Proposed Login Names**

- jdoe
- doej
- johd
- jdo
- jodo
- jod



## Proposer: Σενάριο 3



The screenshot shows the ULookup Proposer interface. At the top, there is a navigation bar with three tabs: Finder, Proposer (selected), and Validator. Below the navigation bar, the 'Propose by:' section has three radio buttons: SSN (selected), TIN, and Name. The SSN input field contains '12312312312' and the country code dropdown is set to 'GR'. A small instruction below the input fields reads 'Enter Social Security Number and select the country code.' There is a checkbox for 'Propose Multiple Login Names' which is checked. At the bottom of the form, there are 'Clear' and 'Search' buttons. The results section, titled 'Results', displays the message 'The user already has an account' and a list of 'Proposed Login Names'.

**ULookup**

Finder Proposer Validator

Propose by:  SSN  TIN  Name

12312312312 GR

Enter Social Security Number and select the country code.

Propose Multiple Login Names:

Clear Search

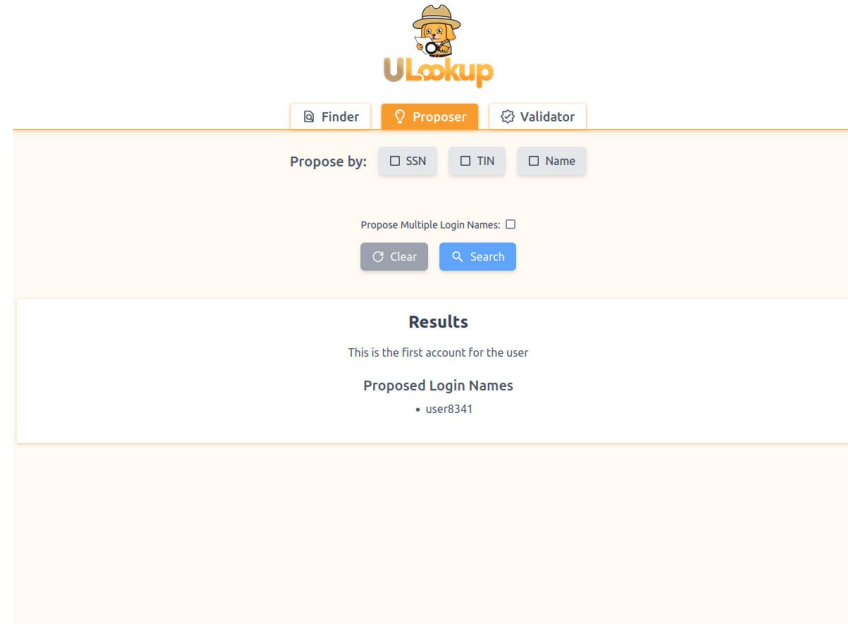
**Results**

The user already has an account

**Proposed Login Names**

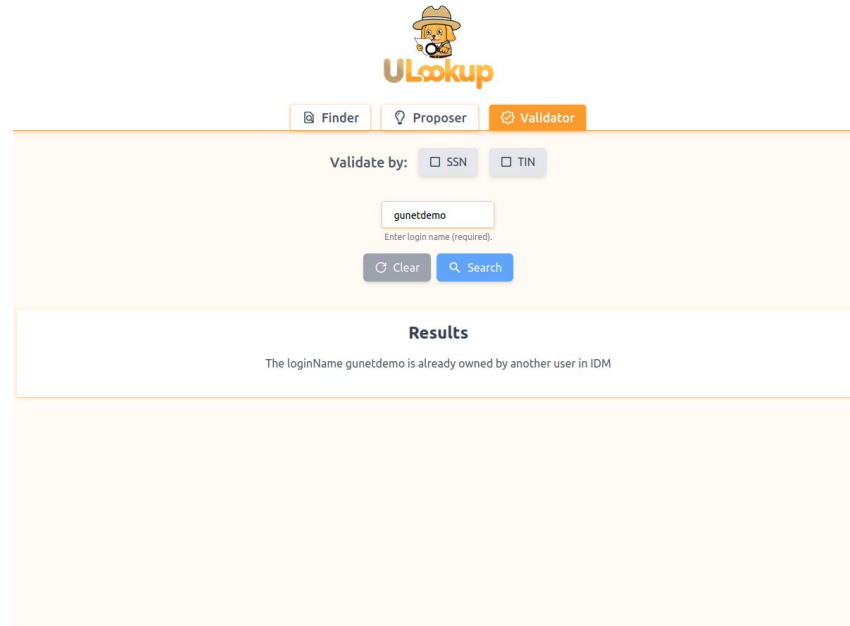
- cdokimastikos
- dokimastikos
- cdokimastik
- chrisdokimastik
- chrisdokima
- cdokimas
- chridokimas
- chridokima
- ctokimastikos
- dokimastikos

## Proposer: Σενάριο 4



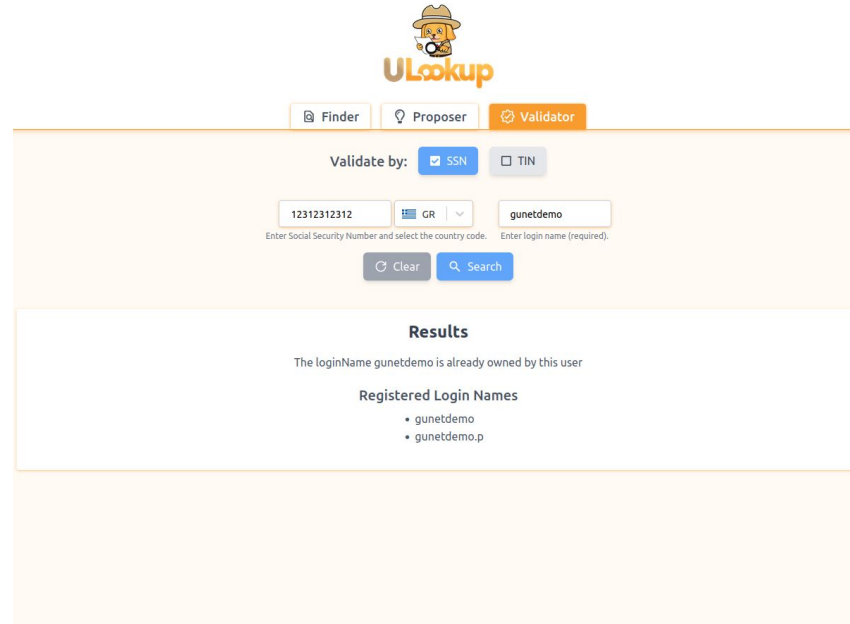
The screenshot displays the ULookup web application interface. At the top center is the ULookup logo, featuring a cartoon character wearing a hat and holding a magnifying glass. Below the logo are three tabs: "Finder", "Proposer" (which is active and highlighted in orange), and "Validator". Under the "Proposer" tab, there is a "Propose by:" section with three radio button options: "SSN", "TIN", and "Name". Below this is a "Propose Multiple Login Names:" checkbox, which is currently unchecked. There are two buttons: a "Clear" button with a circular arrow icon and a "Search" button with a magnifying glass icon. The results section, titled "Results", contains the text "This is the first account for the user" and "Proposed Login Names" followed by a bulleted list containing the item "user8341".

# Validator



The screenshot shows the ULookup Validator interface. At the top, there is a logo for ULookup featuring a cartoon character with a magnifying glass. Below the logo are three tabs: 'Finder', 'Proposer', and 'Validator', with 'Validator' being the active tab. The main area contains a 'Validate by:' section with two radio buttons for 'SSN' and 'TIN'. Below this is a text input field containing 'gunetdemo' and a small error message 'Enter login name (required)'. At the bottom of the input section are 'Clear' and 'Search' buttons. The 'Results' section below shows a message: 'The loginName gunetdemo is already owned by another user in IDM'.

# Validator



The screenshot shows the ULookup Validator interface. At the top, there is a logo for ULookup featuring a cartoon character with a magnifying glass. Below the logo are three tabs: Finder, Proposer, and Validator, with the Validator tab selected. The main form area has a "Validate by:" section with two radio buttons: "SSN" (checked) and "TIN". Below this, there are three input fields: a text field containing "12312312312", a dropdown menu showing "GR", and a text field containing "gunetdemo". Small text below the first two fields reads "Enter Social Security Number and select the country code." and below the third field "Enter login name (required)". At the bottom of the form are "Clear" and "Search" buttons. The results section, titled "Results", contains the message "The loginName gunetdemo is already owned by this user" and a sub-section "Registered Login Names" with a bulleted list: "gunetdemo" and "gunetdemo.p".

**ULookup**

Finder Proposer **Validator**

Validate by:  SSN  TIN

12312312312 GR gunetdemo

Enter Social Security Number and select the country code. Enter login name (required).

Clear Search

**Results**

The loginName gunetdemo is already owned by this user

**Registered Login Names**

- gunetdemo
- gunetdemo.p

## Features Υπηρεσίας ULookup

- Η πρόσβαση στο Web Interface της Υπηρεσίας γίνεται μέσω της Ιδρυματικής Κεντρικής Υπηρεσίας Πιστοποίησης (SSO)
- Η Υπηρεσία παρέχει API για τη χρήση της από Πληροφοριακά Συστήματα και Υπηρεσίες.
- Παρέχει τη δυνατότητα απόδοσης περιόδου χάριτος για την επαναχρησιμοποίηση ανενεργών usernames

## Βελτιώσεις από την Προηγούμενη Έκδοση

- Πιο αναλυτικά αποτελέσματα
- Βελτίωση της πολιτικής στην πρόταση των usernames
- Ο Finder βρίσκει πλέον όλες τις ιδιότητες και όχι μόνο τις ενεργές
- User-Friendly UI

## Εφαρμογές

Web Interface:

- Προσωπικό Γραμματειών
- Διαχειριστές Συστημάτων

API:

- ΠΣ Φοιτητολογίου, Προσωπικού, ΕΛΚΕ
- Υπηρεσίες Διαχείρισης Τοπικών Λογαριασμών
- Άλλες Τρίτες Υπηρεσίες



Η Υπηρεσία ULookup

---

**Σας ευχαριστούμε για την προσοχή σας!**